




























**NFFS Excluded?**

If you have an NFFS Exclusion, please click the "NFFS X" button, and enter your NFFS data.

Source of Income	2017 data	2018 data
1. Amounts provided directly by federal government agencies	\$0	\$0 
A. Grants for facilities and other capital purposes	\$0	\$0 
B. Department of Education	\$0	\$0 
C. Department of Health and Human Services	\$0	\$0 
D. National Endowment for the Arts and Humanities	\$0	\$0 
E. National Science Foundation	\$0	\$0 
F. Other Federal Funds (specify)	\$0	\$0 
2. Amounts provided by Public Broadcasting Entities	\$1,245,158	\$1,981,552 
A. CPB - Community Service Grants	\$1,241,392	\$1,400,767 
B. CPB - all other funds from CPB (e.g. DDF, RTL, Programming Grants)	\$165	\$555,100 
C. PBS - all payments except copyright royalties and other pass-through payments. See Guidelines for details.	\$0	\$0 
D. NPR - all payments except pass-through payments. See Guidelines for details.	\$0	\$0 
E. Public broadcasting stations - all payments	\$3,601	\$25,685 
F. Other PBE funds (specify)	\$0	\$0 
3. Local boards and departments of education or other local government or agency sources	\$204,955	\$208,403 
3.1 NFFS Eligible	\$203,455	\$189,938 
A. Program and production underwriting	\$203,455	\$189,938 
B. Grants and contributions other than underwriting	\$0	\$0 
C. Appropriations from the licensee	\$0	\$0 
D. Gifts and grants for facilities and equipment as restricted by the donor or received through a capital campaign (Radio only)	\$0	\$0 
E. Gifts and grants received through a capital campaign but not for facilities and equipment	\$0	\$0 
F. Other income eligible as NFFS (specify)	\$0	\$0 
3.2 NFFS Ineligible	\$1,500	\$18,465 
A. Rental income	\$0	\$0 
B. Fees for services	\$0	\$0 
C. Licensing fees (not royalties – see instructions for Line 15)	\$0	\$0 
D. Gifts and grants for facilities and equipment as restricted by the donor or received through a capital campaign (TV only)	\$0	\$0 

E. Other income ineligible for NFFS inclusion	\$1,500	\$18,465					
<table border="1"> <thead> <tr> <th>Description</th> <th>Amount</th> </tr> </thead> <tbody> <tr> <td>non-qualified underwriting - (e.g. commissions, UBIT)</td> <td>\$18,465</td> </tr> </tbody> </table>				Description	Amount	non-qualified underwriting - (e.g. commissions, UBIT)	\$18,465
Description	Amount						
non-qualified underwriting - (e.g. commissions, UBIT)	\$18,465						
4. State boards and departments of education or other state government or agency sources	\$89,151	\$51,641					
4.1 NFFS Eligible	\$75,778	\$49,773					
A. Program and production underwriting	\$75,778	\$49,773					
B. Grants and contributions other than underwriting	\$0	\$0					
C. Appropriations from the licensee	\$0	\$0					
D. Gifts and grants for facilities and equipment as restricted by the donor or received through a capital campaign (Radio only)	\$0	\$0					
E. Gifts and grants received through a capital campaign but not for facilities and equipment	\$0	\$0					
F. Other income eligible as NFFS (specify)	\$0	\$0					
4.2 NFFS Ineligible	\$13,373	\$1,868					
A. Rental income	\$0	\$0					
B. Fees for services	\$0	\$0					
C. Licensing fees (not royalties – see instructions for Line 15)	\$0	\$0					
D. Gifts and grants for facilities and equipment as restricted by the donor or received through a capital campaign (TV only)	\$0	\$0					
E. Other income ineligible for NFFS inclusion	\$13,373	\$1,868					
<table border="1"> <thead> <tr> <th>Description</th> <th>Amount</th> </tr> </thead> <tbody> <tr> <td>non-qualified underwriting - (e.g. commissions, UBIT)</td> <td>\$1,868</td> </tr> </tbody> </table>				Description	Amount	non-qualified underwriting - (e.g. commissions, UBIT)	\$1,868
Description	Amount						
non-qualified underwriting - (e.g. commissions, UBIT)	\$1,868						
5. State colleges and universities	\$470,418	\$354,705					
5.1 NFFS Eligible	\$439,342	\$338,565					
A. Program and production underwriting	\$439,342	\$338,565					
B. Grants and contributions other than underwriting	\$0	\$0					
C. Appropriations from the licensee	\$0	\$0					
D. Gifts and grants for facilities and equipment as restricted by the donor or received through a capital campaign (Radio only)	\$0	\$0					
E. Gifts and grants received through a capital campaign but not for facilities and equipment	\$0	\$0					
F. Other income eligible as NFFS (specify)	\$0	\$0					
5.2 NFFS Ineligible	\$31,076	\$16,140					
A. Rental income	\$0	\$0					
B. Fees for services	\$0	\$0					
C. Licensing fees (not royalties – see instructions for Line 15)	\$0	\$0					
D. Gifts and grants for facilities and equipment as restricted by the donor or received through a capital campaign (TV only)	\$0	\$0					

E. Other income ineligible for NFFS inclusion	\$31,076	\$16,140	
-----------------------------------------------	----------	----------	--

Description	Amount
non-qualified underwriting - (e.g. commissions, UBIT)	\$16,140

6. Other state-supported colleges and universities	\$0	\$9,500	
----------------------------------------------------	-----	---------	--

6.1 NFFS Eligible	\$0	\$8,975	
-------------------	-----	---------	--

A. Program and production underwriting	\$0	\$8,975	
----------------------------------------	-----	---------	--

B. Grants and contributions other than underwriting	\$0	\$0	
-----------------------------------------------------	-----	-----	--

C. Appropriations from the licensee	\$0	\$0	
-------------------------------------	-----	-----	--

D. Gifts and grants for facilities and equipment as restricted by the donor or received through a capital campaign (Radio only)	\$0	\$0	
---------------------------------------------------------------------------------------------------------------------------------	-----	-----	--

E. Gifts and grants received through a capital campaign but not for facilities and equipment	\$0	\$0	
----------------------------------------------------------------------------------------------	-----	-----	--

F. Other income eligible as NFFS (specify)	\$0	\$0	
--------------------------------------------	-----	-----	--

6.2 NFFS Ineligible	\$0	\$525	
---------------------	-----	-------	--

A. Rental income	\$0	\$0	
------------------	-----	-----	--

B. Fees for services	\$0	\$0	
----------------------	-----	-----	--

C. Licensing fees (not royalties – see instructions for Line 15)	\$0	\$0	
------------------------------------------------------------------	-----	-----	--

D. Gifts and grants for facilities and equipment as restricted by the donor or received through a capital campaign (TV only)	\$0	\$0	
------------------------------------------------------------------------------------------------------------------------------	-----	-----	--

E. Other income ineligible for NFFS inclusion	\$0	\$525	
-----------------------------------------------	-----	-------	--

Description	Amount
non-qualified underwriting - (e.g. commissions, UBIT)	\$525

7. Private colleges and universities	\$318,751	\$162,088	
--------------------------------------	-----------	-----------	--

7.1 NFFS Eligible	\$302,033	\$153,904	
-------------------	-----------	-----------	--

A. Program and production underwriting	\$302,033	\$153,904	
----------------------------------------	-----------	-----------	--

B. Grants and contributions other than underwriting	\$0	\$0	
-----------------------------------------------------	-----	-----	--

C. Appropriations from the licensee	\$0	\$0	
-------------------------------------	-----	-----	--

D. Gifts and grants for facilities and equipment as restricted by the donor or received through a capital campaign (Radio only)	\$0	\$0	
---------------------------------------------------------------------------------------------------------------------------------	-----	-----	--

E. Gifts and grants received through a capital campaign but not for facilities and equipment	\$0	\$0	
----------------------------------------------------------------------------------------------	-----	-----	--

F. Other income eligible as NFFS (specify)	\$0	\$0	
--------------------------------------------	-----	-----	--

7.2 NFFS Ineligible	\$16,718	\$8,184	
---------------------	----------	---------	--

A. Rental income	\$0	\$0	
------------------	-----	-----	--

B. Fees for services	\$0	\$0	
----------------------	-----	-----	--

C. Licensing fees (not royalties – see instructions for Line 15)	\$0	\$0	
------------------------------------------------------------------	-----	-----	--

D. Gifts and grants for facilities and equipment as restricted by the donor or received through a capital campaign (TV only)	\$0	\$0	
------------------------------------------------------------------------------------------------------------------------------	-----	-----	--

E. Other income ineligible for NFFS inclusion			
-----------------------------------------------	--	--	--

<b>Description</b>	<b>Amount</b>	\$16,718	\$8,184
non-qualified underwriting - (e.g. commissions, UBIT)	\$8,184		

8. Foundations and nonprofit associations	\$2,036,268	\$3,195,116	
8.1 NFFS Eligible	\$1,863,078	\$2,982,837	
A. Program and production underwriting	\$1,705,264	\$2,027,402	
B. Grants and contributions other than underwriting	\$157,814	\$955,435	
C. Gifts and grants for facilities and equipment as restricted by the donor or received through a capital campaign (Radio only)	\$0	\$0	
D. Gifts and grants received through a capital campaign but not for facilities and equipment	\$0	\$0	
E. Other income eligible as NFFS (specify)	\$0	\$0	
8.2 NFFS Ineligible	\$173,190	\$212,279	
A. Rental income	\$0	\$0	
B. Fees for services	\$0	\$0	
C. Licensing fees (not royalties – see instructions for Line 15)	\$0	\$0	
D. Gifts and grants for facilities and equipment as restricted by the donor or received through a capital campaign (TV only)	\$0	\$0	
E. Other income ineligible for NFFS inclusion	\$173,190	\$212,279	

<b>Description</b>	<b>Amount</b>
non-qualified underwriting - (e.g. commissions, UBIT)	\$212,279

9. Business and Industry	\$5,141,618	\$5,170,757	
9.1 NFFS Eligible	\$4,706,503	\$4,648,246	
A. Program and production underwriting	\$4,448,663	\$4,403,258	
B. Grants and contributions other than underwriting	\$257,840	\$244,988	
C. Gifts and grants for facilities and equipment as restricted by the donor or received through a capital campaign (Radio only)	\$0	\$0	
D. Gifts and grants received through a capital campaign but not for facilities and equipment	\$0	\$0	
E. Other income eligible as NFFS (specify)	\$0	\$0	
9.2 NFFS Ineligible	\$435,115	\$522,511	
A. Rental income	\$0	\$0	
B. Fees for services	\$0	\$0	
C. Licensing fees (not royalties – see instructions for Line 15)	\$0	\$0	
D. Gifts and grants for facilities and equipment as restricted by the donor or received through a capital campaign (TV only)	\$0	\$0	
E. Other income ineligible for NFFS inclusion	\$435,115	\$522,511	

<b>Description</b>	<b>Amount</b>
non-qualified underwriting - (e.g. commissions, UBIT)	\$522,511

10. Memberships and subscriptions (net of membership bad debt expense)		\$12,659,771	\$9,566,789	
10.1 NFFS Exclusion – Fair market value of premiums that are not of insubstantial value		\$395,889	\$335,925	
10.2 NFFS Exclusion – All bad debt expenses from NFFS eligible revenues including but not limited to pledges, underwriting, and membership (unless netted else here in Schedule A)		\$0	\$0	
	<u>2017 data</u>	<u>2018 data</u>		
10.3 Total number of contributors.	84,291	83,518		
11. Revenue from Friends groups less any revenue included on line 10		\$0	\$0	
	<u>2017 data</u>	<u>2018 data</u>		
11.1 Total number of Friends contributors.	0	0		
12. Subsidiaries and other activities unrelated to public broadcasting (See instructions)		\$0	\$0	
A. Nonprofit subsidiaries involved in telecommunications activities		\$0	\$0	
B. NFFS Ineligible – Nonprofit subsidiaries not involved in telecommunications activities		\$0	\$0	
C. NFFS Ineligible – For-profit subsidiaries regardless of the nature of its activities		\$0	\$0	
D. NFFS Ineligible – Other activities unrelated to public broadcasting		\$0	\$0	





















## Form of Revenue

	2017 data	2018 data	
13. Auction revenue (see instructions for Line 13)	\$94,692	\$95,436	
A. Gross auction revenue	\$111,627	\$121,081	
B. Direct auction expenses	\$16,935	\$25,645	
14. Special fundraising activities (see instructions for Line 14)	\$364,499	\$455,247	
A. Gross special fundraising revenues	\$828,228	\$781,770	
B. Direct special fundraising expenses	\$463,729	\$326,523	
15. Passive income	\$5,774	\$66,103	
A. Interest and dividends (other than on endowment funds)	\$5,574	\$30,330	
B. Royalties	\$0	\$0	
C. PBS or NPR pass-through copyright royalties	\$200	\$35,773	
16. Gains and losses on investments, charitable trusts and gift annuities and sale of other assets (other than endowment funds)	\$39,495	\$-1,185	
A. Gains from sales of property and equipment (do not report losses)	\$39,729	\$0	
B. Realized gains/losses on investments (other than endowment funds)	\$0	\$0	
C. Unrealized gains/losses on investments and actuarial gains/losses on charitable trusts and gift annuities (other than endowment funds)	\$-234	\$-1,185	
17. Endowment revenue	\$73,703	\$55,736	
A. Contributions to endowment principal	\$15,000	\$0	
B. Interest and dividends on endowment funds			

		\$6,755	\$12,531	
C. Realized net investment gains and losses on endowment funds (if this is a negative amount, add a hyphen, e.g., "-1,765")		\$0	\$0	
D. Unrealized net investment gains and losses on endowment funds (if this is a negative amount, add a hyphen, e.g., "-1,765")		\$51,948	\$43,205	
18. Capital fund contributions from individuals (see instructions)		\$7,242,502	\$3,609,101	
A. Facilities and equipment (except funds received from federal or public broadcasting sources)		\$3,891,405	\$100,000	
B. Other		\$3,351,097	\$3,509,101	
	<b>Description</b>	<b>Amount</b>		
	Capital Capacity Reserve	\$3,509,101		
19. Gifts and bequests from major individual donors		\$2,511,506	\$2,043,521	
		<b>2017 data</b>	<b>2018 data</b>	
19.1 Total number of major individual donors		1,304	1,731	
20. Other Direct Revenue		\$155,876	\$215,481	
	<b>Description</b>	<b>Amount</b>		
	Product Sales	\$3,138		
	<b>Exclusion Description</b>	<b>Amount</b>		
	Revenue from non-broadcast activities that fail to meet exception criteria	\$3,138		
	Rental Income	\$19,970		
	<b>Exclusion Description</b>	<b>Amount</b>		
	Rentals of studio space, equipment, tower, parking space	\$19,970		
	Service Income	\$5,782		
	<b>Exclusion Description</b>	<b>Amount</b>		
	Sale of premiums	\$5,782		
	Service Income	\$186,591		
	<b>Exclusion Description</b>	<b>Amount</b>		
	Ticket sales to concerts and other events (exclusive of contributions portion if disclosed)	\$186,591		
Line 21. Proceeds from the FCC Spectrum Incentive Auction, interest and dividends earned on these funds, channel sharing revenues, and spectrum leases		\$0	\$0	
A. Proceeds from sale in spectrum auction		\$0	\$0	
B. Interest and dividends earned on spectrum auction related revenue		\$0	\$0	
C. Payments from spectrum auction speculators		\$0	\$0	
D. Channel sharing and spectrum leases revenues		\$0	\$0	
E. Spectrum repacking funds		\$	\$0	
22. Total Revenue (Sum of lines 1 through 12, 13.A, 14.A, and 15 through 21)		\$33,134,801	\$27,592,159	

[Click here to view all NFFS Eligible revenue on Lines 3 through 9.](#)

[Click here to view all NFFS Ineligible revenue on Lines 3 through 9.](#)

Adjustments to Revenue	2017 data	2018 data
23. Federal revenue from line 1.	\$0	\$0 
24. Public broadcasting revenue from line 2.	\$1,245,158	\$1,981,552 
25. Capital funds exclusion—TV (3.2D, 4.2D, 5.2D, 6.2D, 7.2D, 8.2D, 9.2D, 18A)	\$0	\$0 
26. Revenue on line 20 not meeting the source, form, purpose, or recipient criteria	\$155,876	\$215,481 
27. Other automatic subtractions from total revenue	\$1,638,968	\$1,510,085 
A. Auction expenses – limited to the lesser of lines 13a or 13b	\$16,935	\$25,645 
B. Special fundraising event expenses – limited to the lesser of lines 14a or 14b	\$463,729	\$326,523 
C. Gains from sales of property and equipment – line 16a	\$39,729	\$0 
D. Realized gains/losses on investments (other than endowment funds) – line 16b	\$0	\$0 
E. Unrealized investment and actuarial gains/losses (other than endowment funds) – line 16c	\$-234	\$-1,185 
F. Realized and unrealized net investment gains/losses on endowment funds – line 17c, line 17d	\$51,948	\$43,205 
G. Rental income (3.2A, 4.2A, 5.2A, 6.2A, 7.2A, 8.2A, 9.2A)	\$0	\$0 
H. Fees for services (3.2B, 4.2B, 5.2B, 6.2B, 7.2B, 8.2B, 9.2B)	\$0	\$0 
I. Licensing Fees (3.2C, 4.2C, 5.2C, 6.2C, 7.2C, 8.2C, 9.2C)	\$0	\$0 
J. Other revenue ineligible as NFFS (3.2E, 4.2E, 5.2E, 6.2E, 7.2E, 8.2E, 9.2E)	\$670,972	\$779,972 
K. FMV of high-end premiums (Line 10.1)	\$395,889	\$335,925 
L. All bad debt expenses from NFFS eligible revenues including but not limited to pledges, underwriting, and membership (Line 10.2)	\$0	\$0 
M. Revenue from subsidiaries and other activities ineligible as NFFS (12.B, 12.C, 12.D)	\$0	\$0 
N. Proceeds from spectrum auction and related revenues from line 21.	\$0	\$0 
28. <b>Total Direct Nonfederal Financial Support</b> (Line 22 less Lines 23 through 27). (Forwards to line 1 of the Summary of Nonfederal Financial Support)	\$30,094,799	\$23,885,041 

### Comments

Comment	Name	Date	Status
Schedule B WorkSheet KPCC-FM (1303) Saint Paul, MN			

### Comments

Comment	Name	Date	Status
Occupancy List KPCC-FM (1303) Saint Paul, MN			

Type of Occupancy Location

Value

**Schedule B Totals**  
**KPCC-FM (1303)**  
**Saint Paul, MN**

2017 data

2018 data

1. Total support activity benefiting station	\$	\$0	
2. Occupancy value		\$0	
3. Deductions: Fees paid to the licensee for overhead recovery, assessment, etc.	\$	\$0	
4. Deductions: Support shown on lines 1 and 2 in excess of revenue reported in financial statements.	\$	\$0	
5. Total Indirect Administrative Support (Forwards to Line 2 of the Summary of Nonfederal Financial Support)	\$	\$0	
6. Please enter an institutional type code for your licensee.			

Comments

Comment	Name	Date	Status
---------	------	------	--------

**Schedule C**  
**KPCC-FM (1303)**  
**Saint Paul, MN**

2017 data

Donor Code

2018 data

1. PROFESSIONAL SERVICES (must be eligible as NFFS)		\$0		\$0	
A. Legal		\$0		\$0	
B. Accounting and/or auditing		\$0		\$0	
C. Engineering		\$0		\$0	
D. Other professionals (see specific line item instructions in Guidelines before completing)		\$0		\$0	
2. GENERAL OPERATIONAL SERVICES (must be eligible as NFFS)		\$313,613		\$259,043	
A. Annual rental value of space (studios, offices, or tower facilities)		\$0		\$0	
B. Annual value of land used for locating a station-owned transmission tower		\$0		\$0	
C. Station operating expenses	BS	\$313,613	BS	\$259,043	
D. Other (see specific line item instructions in Guidelines before completing)		\$0		\$0	
3. OTHER SERVICES (must be eligible as NFFS)		\$962,620		\$946,614	
A. ITV or educational radio		\$0		\$0	
B. State public broadcasting agencies (APBC, FL-DOE, eTech Ohio)		\$0		\$0	
C. Local advertising	BS	\$962,620	BS	\$946,614	
D. National advertising		\$0		\$0	
4. Total in-kind contributions - services and other assets eligible as NFFS (sum of lines 1 through 3), forwards to Line 3a. of the Summary of Nonfederal Financial Support		\$1,276,233		\$1,205,657	
5. IN-KIND CONTRIBUTIONS INELIGIBLE AS NFFS		\$797,215		\$744,755	



	2017 data		Donor Code	2018 data	
A. Compact discs, records, tapes and cassettes		\$0		\$0	
B. Exchange transactions		\$0		\$0	
C. Federal or public broadcasting sources	PB	\$334,772	PB	\$337,456	
D. Fundraising related activities	BS	\$330,706	BS	\$370,271	
E. ITV or educational radio outside the allowable scope of approved activities		\$0		\$0	
F. Local productions		\$0		\$0	
G. Program supplements		\$0		\$0	
H. Programs that are nationally distributed		\$0		\$0	
I. Promotional items		\$0		\$0	
J. Regional organization allocations of program services		\$0		\$0	
K. State PB agency allocations other than those allowed on line 3(b)		\$0		\$0	
L. Services that would not need to be purchased if not donated		\$0		\$0	
M. Other	BS	\$131,737	BS	\$37,028	
<b>Description</b>		<b>Amount</b>			
Other		\$37,028			
6. Total in-kind contributions - services and other assets (line 4 plus line 5), forwards to Schedule F, line 1c. Must agree with in-kind contributions recognized as revenue in the AFS.		\$2,073,448		\$1,950,412	

Comments

Comment	Name	Date	Status
<b>Schedule D</b>			
<b>KPCC-FM (1303)</b>			
<b>Saint Paul, MN</b>			

	2017 data		Donor Code	2018 data	
1. Land (must be eligible as NFFS)		\$		\$0	
2. Building (must be eligible as NFFS)		\$		\$0	
3. Equipment (must be eligible as NFFS)		\$		\$0	
4. Vehicle(s) (must be eligible as NFFS)		\$		\$0	
5. Other (specify) (must be eligible as NFFS)		\$		\$0	
6. Total in-kind contributions - property and equipment eligible as NFFS (sum of lines 1 through 5), forwards to Line 3b. of the Summary of Nonfederal Financial Support		\$		\$0	
7. IN-KIND CONTRIBUTIONS INELIGIBLE AS NFFS		\$		\$0	
a) Exchange transactions		\$		\$0	
b) Federal or public broadcasting sources		\$		\$0	
c) TV only—property and equipment that includes new facilities (land and structures), expansion of existing facilities and acquisition of new equipment		\$		\$0	
d) Other (specify)		\$		\$0	

	2017 data	Donor Code	2018 data
8. Total in-kind contributions - property and equipment (line 6 plus line 7), forwards to Schedule F, line 1d. Must agree with in-kind contributions recognized as revenue in the AFS.	\$		\$0

Comments

Comment	Name	Date	Status
---------	------	------	--------

**Schedule E**  
**KPCC-FM (1303)**  
**Saint Paul, MN**

**EXPENSES**  
 (Operating and non-operating)

<b>PROGRAM SERVICES</b>		2017 data	2018 data
+	1. Programming and production	\$13,290,883	\$13,269,346
	A. Restricted Radio CSG	\$323,631	\$365,153
	B. Unrestricted Radio CSG	\$917,761	\$1,035,614
	C. Other CPB Funds	\$20,751	\$201,484
	D. All non-CPB Funds	\$12,028,740	\$11,667,095
+	2. Broadcasting and engineering	\$4,734,793	\$5,192,437
	A. Restricted Radio CSG	\$0	\$0
	B. Unrestricted Radio CSG	\$0	\$0
	C. Other CPB Funds	\$1,676	\$1,240
	D. All non-CPB Funds	\$4,733,117	\$5,191,197
+	3. Program information and promotion	\$1,335,508	\$1,183,186
	A. Restricted Radio CSG	\$0	\$0
	B. Unrestricted Radio CSG	\$0	\$0
	C. Other CPB Funds	\$0	\$0
	D. All non-CPB Funds	\$1,335,508	\$1,183,186
<b>SUPPORT SERVICES</b>		2017 data	2018 data
+	4. Management and general	\$2,693,628	\$4,187,128
	A. Restricted Radio CSG	\$0	\$0
	B. Unrestricted Radio CSG	\$0	\$0
	C. Other CPB Funds	\$0	\$0
	D. All non-CPB Funds	\$2,693,628	\$4,187,128
+	5. Fund raising and membership development	\$4,994,463	\$5,045,451
	A. Restricted Radio CSG	\$0	\$0
	B. Unrestricted Radio CSG	\$0	\$0
	C. Other CPB Funds	\$0	\$0
	D. All non-CPB Funds	\$4,994,463	\$5,045,451
+	6. Underwriting and grant solicitation	\$2,760,835	\$2,869,218

PROGRAM SERVICES		2017 data	2018 data
	A. Restricted Radio CSG	\$0	\$0
	B. Unrestricted Radio CSG	\$0	\$0
	C. Other CPB Funds	\$0	\$0
	D. All non-CPB Funds	\$2,760,835	\$2,869,218
+	7. Depreciation and amortization (if not allocated to functional categories in lines 1 through 6)	\$0	\$0
	A. Restricted Radio CSG	\$0	\$0
	B. Unrestricted Radio CSG	\$0	\$0
	C. Other CPB Funds	\$0	\$0
	D. All non-CPB Funds	\$0	\$0
+	<b>8. Total Expenses (sum of lines 1 to 7) must agree with audited financial statements</b>	\$29,810,110	\$31,746,766
	A. Total Restricted Radio CSG (sum of Lines 1.A, 2.A, 3.A, 4.A, 5.A, 6.A, 7.A)	\$323,631	\$365,153
	B. Total Unrestricted Radio CSG (sum of Lines 1.B, 2.B, 3.B, 4.B, 5.B, 6.B, 7.B)	\$917,761	\$1,035,614
	C. Total Other CPB Funds (sum of Lines 1.C, 2.C, 3.C, 4.C, 5.C, 6.C, 7.C)	\$22,427	\$202,724
	D. Total All non-CPB Funds (sum of Lines 1.D, 2.D, 3.D, 4.D, 5.D, 6.D, 7.D)	\$28,546,291	\$30,143,275

INVESTMENT IN CAPITAL ASSETS		2017 data	2018 data
Cost of capital assets purchased or donated			
	9. Total capital assets purchased or donated	\$183,527	\$2,223,444
	9a. Land and buildings	\$183,527	\$2,223,444
	9b. Equipment	\$0	\$0
	9c. All other	\$0	\$0
	<b>10. Total expenses and investment in capital assets (Sum of lines 8 and 9)</b>	\$29,993,637	\$33,970,210

Additional Information		2017 data	2018 data
(Lines 11 + 12 must equal line 8 and Lines 13 + 14 must equal line 9)			
	11. Total expenses (direct only)	\$27,953,110	\$30,050,766
	12. Total expenses (indirect and in-kind)	\$1,857,000	\$1,696,000
	13. Investment in capital assets (direct only)	\$183,527	\$2,223,444
	14. Investment in capital assets (indirect and in-kind)	\$0	\$0

Comments

Comment	Name	Date	Status
---------	------	------	--------

Schedule F  
 KPCC-FM (1303)  
 Saint Paul, MN

2018 data

**1. Data from AFR**

a. Schedule A, Line 22	\$27,592,159	
b. Schedule B, Line 5	\$0	
c. Schedule C, Line 6	\$1,950,412	
d. Schedule D, Line 8	\$0	
e. Total from AFR	\$29,542,571	

**Choose Reporting Model**

You **must** choose one of the three reporting models in order to complete Schedule F. After making your selection, click the "Choose" button below, which will display your reporting model. When changing to a different reporting model all data entered in the current reporting model will be lost.

- FASB
  GASB Model A proprietary enterprise-fund financial statements with business-type activities only
  GASB Model B public broadcasting entity-wide statements with mixed governmental and business-type activities

2018 data

**2. FASB**

a. Total support and revenue - unrestricted	\$28,874,000	
b. Total support and revenue - temporarily restricted	\$669,000	
c. Total support and revenue - permanently restricted	\$0	
d. Total from AFS, lines 2a-2c	\$29,543,000	

**Reconciliation**

2018 data

3. Difference (line 1 minus line 2)	\$ -429	
4. If the amount on line 3 is not equal to \$0, click the "Add" button and list the reconciling items.	\$ -429	

**Description****Amount**

Rounding - AFS reporting in thousands of dollars	\$ -429
--------------------------------------------------	---------

**Comments**

Comment	Name	Date	Status
---------	------	------	--------