





















NFFS Excluded?

If you have an NFFS Exclusion, please click the "NFFS X" button, and enter your NFFS data.

Source of Income	2018 data	2019 data
1. Amounts provided directly by federal government agencies	\$0	\$0 
A. Grants for facilities and other capital purposes	\$0	\$0 
B. Department of Education	\$0	\$0 
C. Department of Health and Human Services	\$0	\$0 
D. National Endowment for the Arts and Humanities	\$0	\$0 
E. National Science Foundation	\$0	\$0 
F. Other Federal Funds (specify)	\$0	\$0 
2. Amounts provided by Public Broadcasting Entities	\$1,981,552	\$1,815,299 
A. CPB - Community Service Grants	\$1,400,767	\$1,693,096 
B. CPB - all other funds from CPB (e.g. DDF, RTL, Programming Grants)	\$555,100	\$54,364 
C. PBS - all payments except copyright royalties and other pass-through payments. See Guidelines for details.	\$0	\$0 
D. NPR - all payments except pass-through payments. See Guidelines for details.	\$0	\$0 
E. Public broadcasting stations - all payments	\$25,685	\$67,839 
F. Other PBE funds (specify)	\$0	\$0 
3. Local boards and departments of education or other local government or agency sources	\$208,403	\$218,892 
3.1 NFFS Eligible	\$189,938	\$163,124 
A. Program and production underwriting	\$189,938	\$163,124 
B. Grants and contributions other than underwriting	\$0	\$0 
C. Appropriations from the licensee	\$0	\$0 
D. Gifts and grants for facilities and equipment as restricted by	\$0	\$0 

the donor or received through a capital campaign (Radio only)


E. Gifts and grants received through a capital campaign but not for facilities and equipment \$0 \$0 


F. Other income eligible as NFFS (specify) \$0 \$0 

3.2 NFFS Ineligible \$18,465 \$55,768 

A. Rental income \$0 \$0 

B. Fees for services \$0 \$0 

C. Licensing fees (not royalties – see instructions for Line 15) \$0 \$0 

D. Gifts and grants for facilities and equipment as restricted by the donor or received through a capital campaign (TV only) \$0 \$0 

E. Other income ineligible for NFFS inclusion \$18,465 \$55,768 


Description	Amount
non-qualified underwriting - (e.g. commissions, UBIT)	\$55,768


4. State boards and departments of education or other state government or agency sources \$51,641 \$62,850 


4.1 NFFS Eligible \$49,773 \$60,435 

A. Program and production underwriting \$49,773 \$60,435 

B. Grants and contributions other than underwriting \$0 \$0 

C. Appropriations from the licensee \$0 \$0 

D. Gifts and grants for facilities and equipment as restricted by the donor or received through a capital campaign (Radio only) \$0 \$0 


E. Gifts and grants received through a capital campaign but not for facilities and equipment \$0 \$0 


F. Other income eligible as NFFS (specify) \$0 \$0 

4.2 NFFS Ineligible \$1,868 \$2,415 

A. Rental income \$0 \$0 

B. Fees for services \$0 \$0 

C. Licensing fees (not royalties – see instructions for Line 15) \$0 \$0 

D. Gifts and grants for facilities and equipment as restricted by the donor or received through a capital campaign (TV only) \$0 \$0 

E. Other income ineligible for NFFS inclusion \$1,868 \$2,415 

Description	Amount
non-qualified underwriting - (e.g. commissions, UBIT)	\$2,415


5. State colleges and universities \$354,705 \$499,815 


5.1 NFFS Eligible \$338,565 \$418,213 

A. Program and production underwriting \$338,565 \$418,213 

B. Grants and contributions other than underwriting \$0 \$0 

C. Appropriations from the licensee \$0 \$0 

D. Gifts and grants for facilities and equipment as restricted by the donor or received through a capital campaign (Radio only) \$0 \$0 


E. Gifts and grants received through a capital campaign but not for facilities and equipment \$0 \$0 


F. Other income eligible as NFFS (specify) \$0 \$0 

5.2 NFFS Ineligible \$16,140 \$81,602 

A. Rental income \$0 \$0 

B. Fees for services \$0 \$0 

C. Licensing fees (not royalties – see instructions for Line 15) \$0 \$0 

D. Gifts and grants for facilities and equipment as restricted by the donor or received through a capital campaign (TV only) \$0 \$0 

E. Other income ineligible for NFFS inclusion \$16,140 \$81,602 

Description	Amount
non-qualified underwriting - (e.g. commissions, UBIT)	\$81,602


6. Other state-supported colleges and universities \$9,500 \$6,000 

6.1 NFFS Eligible \$8,975 \$5,100 

A. Program and production underwriting \$8,975 \$5,100 

B. Grants and contributions other than underwriting \$0 \$0 

C. Appropriations from the licensee \$0 \$0 

D. Gifts and grants for facilities and equipment as restricted by the donor or received through a capital campaign (Radio only) \$0 \$0 

E. Gifts and grants received through a capital campaign but not for facilities and equipment	\$0	\$0	
F. Other income eligible as NFFS (specify)	\$0	\$0	
6.2 NFFS Ineligible	\$525	\$900	
A. Rental income	\$0	\$0	
B. Fees for services	\$0	\$0	
C. Licensing fees (not royalties – see instructions for Line 15)	\$0	\$0	
D. Gifts and grants for facilities and equipment as restricted by the donor or received through a capital campaign (TV only)	\$0	\$0	
E. Other income ineligible for NFFS inclusion	\$525	\$900	

Description	Amount
non-qualified underwriting - (e.g. commissions, UBIT)	\$900

7. Private colleges and universities	\$162,088	\$297,595	
7.1 NFFS Eligible	\$153,904	\$273,056	
A. Program and production underwriting	\$153,904	\$273,056	
B. Grants and contributions other than underwriting	\$0	\$0	
C. Appropriations from the licensee	\$0	\$0	
D. Gifts and grants for facilities and equipment as restricted by the donor or received through a capital campaign (Radio only)	\$0	\$0	
E. Gifts and grants received through a capital campaign but not for facilities and equipment	\$0	\$0	
F. Other income eligible as NFFS (specify)	\$0	\$0	
7.2 NFFS Ineligible	\$8,184	\$24,539	
A. Rental income	\$0	\$0	
B. Fees for services	\$0	\$0	
C. Licensing fees (not royalties – see instructions for Line 15)	\$0	\$0	
D. Gifts and grants for facilities and equipment as restricted by the donor or received through a capital campaign (TV only)	\$0	\$0	
E. Other income ineligible for NFFS inclusion	\$8,184	\$24,539	



Description	Amount
non-qualified underwriting - (e.g. commissions, UBIT)	\$24,539

8. Foundations and nonprofit associations	\$3,195,116	\$2,334,846	
8.1 NFFS Eligible	\$2,982,837	\$2,068,436	
A. Program and production underwriting	\$2,027,402	\$1,741,324	
B. Grants and contributions other than underwriting	\$955,435	\$327,112	
C. Gifts and grants for facilities and equipment as restricted by the donor or received through a capital campaign (Radio only)	\$0	\$0	
D. Gifts and grants received through a capital campaign but not for facilities and equipment	\$0	\$0	
E. Other income eligible as NFFS (specify)	\$0	\$0	
8.2 NFFS Ineligible	\$212,279	\$266,410	
A. Rental income	\$0	\$0	
B. Fees for services	\$0	\$0	
C. Licensing fees (not royalties – see instructions for Line 15)	\$0	\$0	
D. Gifts and grants for facilities and equipment as restricted by the donor or received through a capital campaign (TV only)	\$0	\$0	
E. Other income ineligible for NFFS inclusion	\$212,279	\$266,410	

Description	Amount
non-qualified underwriting - (e.g. commissions, UBIT)	\$266,410























9. Business and Industry	\$5,170,757	\$6,004,133	
9.1 NFFS Eligible	\$4,648,246	\$5,234,499	
A. Program and production underwriting	\$4,403,258	\$4,964,651	
B. Grants and contributions other than underwriting	\$244,988	\$269,848	
C. Gifts and grants for facilities and equipment as restricted by the donor or received through a capital campaign (Radio only)	\$0	\$0	
D. Gifts and grants received through a capital campaign but not for facilities and equipment	\$0	\$0	
E. Other income eligible as NFFS (specify)	\$0	\$0	



9.2 NFFS Ineligible			\$522,511	\$769,634					
A. Rental income			\$0	\$0					
B. Fees for services			\$0	\$0					
C. Licensing fees (not royalties – see instructions for Line 15)			\$0	\$0					
D. Gifts and grants for facilities and equipment as restricted by the donor or received through a capital campaign (TV only)			\$0	\$0					
E. Other income ineligible for NFFS inclusion			\$522,511	\$769,634					
<table border="1"> <tr> <th>Description</th> <th>Amount</th> </tr> <tr> <td>non-qualified underwriting - (e.g. commissions, UBIT)</td> <td>\$769,634</td> </tr> </table>		Description	Amount	non-qualified underwriting - (e.g. commissions, UBIT)	\$769,634				
Description	Amount								
non-qualified underwriting - (e.g. commissions, UBIT)	\$769,634								
10. Memberships and subscriptions (net of membership bad debt expense)			\$9,566,789	\$14,353,863					
10.1 NFFS Exclusion – Fair market value of premiums that are not of insubstantial value			\$335,925	\$323,197					
10.2 NFFS Exclusion – All bad debt expenses from NFFS eligible revenues including but not limited to pledges, underwriting, and membership (unless netted else here in Schedule A)			\$0	\$0					
10.3 Total number of contributors.	<u>2018 data</u>	<u>2019 data</u>	83,518	88,146					
11. Revenue from Friends groups less any revenue included on line 10			\$0	\$0					
11.1 Total number of Friends contributors.	<u>2018 data</u>	<u>2019 data</u>	0	0					
12. Subsidiaries and other activities unrelated to public broadcasting (See instructions)			\$0	\$0					
A. Nonprofit subsidiaries involved in telecommunications activities			\$0	\$0					
B. NFFS Ineligible – Nonprofit subsidiaries not involved in telecommunications activities			\$0	\$0					
C. NFFS Ineligible – For-profit subsidiaries regardless of the nature of its activities			\$0	\$0					
D. NFFS Ineligible – Other activities unrelated to public broadcasting			\$0	\$0					

Form of Revenue

13. Auction revenue (see instructions for Line 13)	<u>2018 data</u>	<u>2019 data</u>	\$95,436	\$12,041	
--	------------------	------------------	----------	----------	--





















A. Gross auction revenue	\$121,081	\$28,365					
B. Direct auction expenses	\$25,645	\$16,324					
14. Special fundraising activities (see instructions for Line 14)	\$455,247	\$419,281					
A. Gross special fundraising revenues	\$781,770	\$628,757					
B. Direct special fundraising expenses	\$326,523	\$209,476					
15. Passive income	\$66,103	\$80,954					
A. Interest and dividends (other than on endow ment funds)	\$30,330	\$80,854					
B. Royalties	\$0	\$0					
C. PBS or NPR pass-through copyright royalties	\$35,773	\$100					
16. Gains and losses on investments, charitable trusts and gift annuities and sale of other assets (other than endow ment funds)	\$-1,185	\$1,340					
A. Gains from sales of property and equipment (do not report losses)	\$0	\$0					
B. Realized gains/losses on investments (other than endow ment funds)	\$0	\$0					
C. Unrealized gains/losses on investments and actuarial gains/losses on charitable trusts and gift annuities (other than endow ment funds)	\$-1,185	\$1,340					
17. Endow ment revenue	\$55,736	\$62,905					
A. Contributions to endow ment principal	\$0	\$0					
B. Interest and dividends on endow ment funds	\$12,531	\$17,768					
C. Realized net investment gains and losses on endow ment funds (if this is a negative amount, add a hyphen, e.g., "-1,765")	\$0	\$0					
D. Unrealized net investment gains and losses on endow ment funds (if this is a negative amount, add a hyphen, e.g., "-1,765")	\$43,205	\$45,137					
18. Capital fund contributions from individuals (see instructions)	\$3,609,101	\$3,212,021					
A. Facilities and equipment (except funds received from federal or public broadcasting sources)	\$100,000	\$0					
B. Other	\$3,509,101	\$3,212,021					
<table border="1" data-bbox="172 1377 722 1442"> <thead> <tr> <th>Description</th> <th>Amount</th> </tr> </thead> <tbody> <tr> <td>Capital Capacity Reserve</td> <td>\$3,212,021</td> </tr> </tbody> </table>		Description	Amount	Capital Capacity Reserve	\$3,212,021		
Description	Amount						
Capital Capacity Reserve	\$3,212,021						
19. Gifts and bequests from major individual donors	\$2,043,521	\$746,567					

2018 data 2019 data

	2018 data	2019 data																												
19.1 Total number of major individual donors	1,731	1,761																												
20. Other Direct Revenue	\$215,481	\$146,773																												
<table border="1"> <thead> <tr> <th>Description</th> <th>Amount</th> </tr> </thead> <tbody> <tr> <td>Product Sales</td> <td>\$3,584</td> </tr> <tr> <td colspan="2"> <table border="1"> <thead> <tr> <th>Exclusion Description</th> <th>Amount</th> </tr> </thead> <tbody> <tr> <td>Revenue from non-broadcast activities that fail to meet exception criteria</td> <td>\$3,584</td> </tr> </tbody> </table> </td> </tr> <tr> <td>Rental Income</td> <td>\$62,920</td> </tr> <tr> <td colspan="2"> <table border="1"> <thead> <tr> <th>Exclusion Description</th> <th>Amount</th> </tr> </thead> <tbody> <tr> <td>Rentals of studio space, equipment, tower, parking space</td> <td>\$62,920</td> </tr> </tbody> </table> </td> </tr> <tr> <td>Service Income</td> <td>\$80,269</td> </tr> <tr> <td colspan="2"> <table border="1"> <thead> <tr> <th>Exclusion Description</th> <th>Amount</th> </tr> </thead> <tbody> <tr> <td>Sale of premiums</td> <td>\$4,503</td> </tr> <tr> <td>Ticket sales to concerts and other events (exclusive of contributions portion if disclosed)</td> <td>\$75,766</td> </tr> </tbody> </table> </td> </tr> </tbody> </table>			Description	Amount	Product Sales	\$3,584	<table border="1"> <thead> <tr> <th>Exclusion Description</th> <th>Amount</th> </tr> </thead> <tbody> <tr> <td>Revenue from non-broadcast activities that fail to meet exception criteria</td> <td>\$3,584</td> </tr> </tbody> </table>		Exclusion Description	Amount	Revenue from non-broadcast activities that fail to meet exception criteria	\$3,584	Rental Income	\$62,920	<table border="1"> <thead> <tr> <th>Exclusion Description</th> <th>Amount</th> </tr> </thead> <tbody> <tr> <td>Rentals of studio space, equipment, tower, parking space</td> <td>\$62,920</td> </tr> </tbody> </table>		Exclusion Description	Amount	Rentals of studio space, equipment, tower, parking space	\$62,920	Service Income	\$80,269	<table border="1"> <thead> <tr> <th>Exclusion Description</th> <th>Amount</th> </tr> </thead> <tbody> <tr> <td>Sale of premiums</td> <td>\$4,503</td> </tr> <tr> <td>Ticket sales to concerts and other events (exclusive of contributions portion if disclosed)</td> <td>\$75,766</td> </tr> </tbody> </table>		Exclusion Description	Amount	Sale of premiums	\$4,503	Ticket sales to concerts and other events (exclusive of contributions portion if disclosed)	\$75,766
Description	Amount																													
Product Sales	\$3,584																													
<table border="1"> <thead> <tr> <th>Exclusion Description</th> <th>Amount</th> </tr> </thead> <tbody> <tr> <td>Revenue from non-broadcast activities that fail to meet exception criteria</td> <td>\$3,584</td> </tr> </tbody> </table>		Exclusion Description	Amount	Revenue from non-broadcast activities that fail to meet exception criteria	\$3,584																									
Exclusion Description	Amount																													
Revenue from non-broadcast activities that fail to meet exception criteria	\$3,584																													
Rental Income	\$62,920																													
<table border="1"> <thead> <tr> <th>Exclusion Description</th> <th>Amount</th> </tr> </thead> <tbody> <tr> <td>Rentals of studio space, equipment, tower, parking space</td> <td>\$62,920</td> </tr> </tbody> </table>		Exclusion Description	Amount	Rentals of studio space, equipment, tower, parking space	\$62,920																									
Exclusion Description	Amount																													
Rentals of studio space, equipment, tower, parking space	\$62,920																													
Service Income	\$80,269																													
<table border="1"> <thead> <tr> <th>Exclusion Description</th> <th>Amount</th> </tr> </thead> <tbody> <tr> <td>Sale of premiums</td> <td>\$4,503</td> </tr> <tr> <td>Ticket sales to concerts and other events (exclusive of contributions portion if disclosed)</td> <td>\$75,766</td> </tr> </tbody> </table>		Exclusion Description	Amount	Sale of premiums	\$4,503	Ticket sales to concerts and other events (exclusive of contributions portion if disclosed)	\$75,766																							
Exclusion Description	Amount																													
Sale of premiums	\$4,503																													
Ticket sales to concerts and other events (exclusive of contributions portion if disclosed)	\$75,766																													
Line 21. Proceeds from the FCC Spectrum Incentive Auction, interest and dividends earned on these funds, channel sharing revenues, and spectrum leases	\$0	\$0																												
A. Proceeds from sale in spectrum auction	\$0	\$0																												
B. Interest and dividends earned on spectrum auction related revenue	\$0	\$0																												
C. Payments from spectrum auction speculators	\$0	\$0																												
D. Channel sharing and spectrum leases revenues	\$0	\$0																												
E. Spectrum repacking funds	\$0	\$0																												
22. Total Revenue (Sum of lines 1 through 12, 13.A, 14.A, and 15 through 21)	\$27,592,159	\$30,500,975																												

[Click here to view all NFFS Eligible revenue on Lines 3 through 9.](#)

[Click here to view all NFFS Ineligible revenue on Lines 3 through 9.](#)

Adjustments to Revenue	2018 data	2019 data
23. Federal revenue from line 1.	\$0	\$0 
24. Public broadcasting revenue from line 2.	\$1,981,552	\$1,815,299 
25. Capital funds exclusion—TV (3.2D, 4.2D, 5.2D, 6.2D, 7.2D, 8.2D, 9.2D, 18A)	\$0	\$0 
26. Revenue on line 20 not meeting the source, form, purpose, or recipient criteria	\$215,481	\$146,773 
27. Other automatic subtractions from total revenue	\$1,510,085	\$1,796,742 
A. Auction expenses – limited to the lesser of lines 13a or 13b	\$25,645	\$16,324 
B. Special fundraising event expenses – limited to the lesser of lines 14a or 14b	\$326,523	\$209,476 
C. Gains from sales of property and equipment – line 16a	\$0	\$0 
D. Realized gains/losses on investments (other than endowment funds) – line 16b	\$0	\$0 
E. Unrealized investment and actuarial gains/losses (other than endowment funds) – line 16c	\$-1,185	\$1,340 
F. Realized and unrealized net investment gains/losses on endowment funds – line 17c, line 17d	\$43,205	\$45,137 
G. Rental income (3.2A, 4.2A, 5.2A, 6.2A, 7.2A, 8.2A, 9.2A)	\$0	\$0 
H. Fees for services (3.2B, 4.2B, 5.2B, 6.2B, 7.2B, 8.2B, 9.2B)	\$0	\$0 
I. Licensing Fees (3.2C, 4.2C, 5.2C, 6.2C, 7.2C, 8.2C, 9.2C)	\$0	\$0 
J. Other revenue ineligible as NFFS (3.2E, 4.2E, 5.2E, 6.2E, 7.2E, 8.2E, 9.2E)	\$779,972	\$1,201,268 
K. FMV of high-end premiums (Line 10.1)	\$335,925	\$323,197 
L. All bad debt expenses from NFFS eligible revenues including but not limited to pledges, underwriting, and membership (Line 10.2)	\$0	\$0 
M. Revenue from subsidiaries and other activities ineligible as NFFS (12.B, 12.C, 12.D)	\$0	\$0 
N. Proceeds from spectrum auction and related revenues from line 21.	\$0	\$0 
28. Total Direct Nonfederal Financial Support (Line 22 less Lines 23 through 27). (Forwards to line 1 of the Summary of Nonfederal Financial Support)	\$23,885,041	\$26,742,161 

Comments

Comment	Name	Date	Status
Schedule B WorkSheet	KPCC-FM (1303)		
	Saint Paul, MN		

Comments

Comment	Name	Date	Status
Occupancy List	KPCC-FM (1303)		
	Saint Paul, MN		

Type of Occupancy Location	Value
Schedule B Totals	
KPCC-FM (1303)	
Saint Paul, MN	

	2018 data	2019 data
1. Total support activity benefiting station	\$	\$0
2. Occupancy value		\$0
3. Deductions: Fees paid to the licensee for overhead recovery, assessment, etc.	\$	\$0
4. Deductions: Support shown on lines 1 and 2 in excess of revenue reported in financial statements.	\$	\$0
5. Total Indirect Administrative Support (Forwards to Line 2 of the Summary of Nonfederal Financial Support)	\$	\$0
6. Please enter an institutional type code for your licensee.		

Comments

Comment	Name	Date	Status
Schedule C	KPCC-FM (1303)		
	Saint Paul, MN		

	2018 data	Donor Code	2019 data
1. PROFESSIONAL SERVICES (must be eligible as NFFS)	\$0		\$0
A. Legal	\$0		\$0
B. Accounting and/or auditing	\$0		\$0
C. Engineering	\$0		\$0

	2018 data	Donor Code	2019 data
D. Other professionals (see specific line item instructions in Guidelines before completing)	\$0		\$0
2. GENERAL OPERATIONAL SERVICES (must be eligible as NFFS)	\$259,043		\$207,686
A. Annual rental value of space (studios, offices, or tower facilities)	\$0		\$0
B. Annual value of land used for locating a station-owned transmission tower	\$0		\$0
C. Station operating expenses	BS \$259,043	BS	\$207,686
D. Other (see specific line item instructions in Guidelines before completing)	\$0		\$0
3. OTHER SERVICES (must be eligible as NFFS)	\$946,614		\$826,297
A. ITV or educational radio	\$0		\$0
B. State public broadcasting agencies (APBC, FL-DOE, eTech Ohio)	\$0		\$0
C. Local advertising	BS \$946,614	BS	\$826,297
D. National advertising	\$0		\$0
4. Total in-kind contributions - services and other assets eligible as NFFS (sum of lines 1 through 3), forwards to Line 3a. of the Summary of Nonfederal Financial Support	\$1,205,657		\$1,033,983
5. IN-KIND CONTRIBUTIONS INELIGIBLE AS NFFS	\$744,755		\$807,057
A. Compact discs, records, tapes and cassettes	\$0		\$0
B. Exchange transactions	\$0		\$0
C. Federal or public broadcasting sources	PB \$337,456	PB	\$241,867
D. Fundraising related activities	BS \$370,271	BS	\$337,152
E. ITV or educational radio outside the allowable scope of approved activities	\$0		\$0
F. Local productions	\$0		\$0
G. Program supplements	\$0		\$0
H. Programs that are nationally distributed	\$0		\$0
I. Promotional items	\$0		\$0



	2018 data	Donor Code	2019 data
J. Regional organization allocations of program services	\$0		\$0
K. State PB agency allocations other than those allowed on line 3(b)	\$0		\$0
L. Services that would not need to be purchased if not donated	\$0		\$0
M. Other	BS \$37,028		BS \$228,038
Description	Amount		
Other	\$228,038		
6. Total in-kind contributions - services and other assets (line 4 plus line 5), forwards to Schedule F, line 1c. Must agree with in-kind contributions recognized as revenue in the AFS.	\$1,950,412		\$1,841,040

Comments

Comment	Name	Date	Status
Schedule D KPCC-FM (1303) Saint Paul, MN			

	2018 data	Donor Code	2019 data
1. Land (must be eligible as NFFS)	\$		\$0
2. Building (must be eligible as NFFS)	\$		\$0
3. Equipment (must be eligible as NFFS)	\$		\$0
4. Vehicle(s) (must be eligible as NFFS)	\$		\$0
5. Other (specify) (must be eligible as NFFS)	\$		\$0
6. Total in-kind contributions - property and equipment eligible as NFFS (sum of lines 1 through 5), forwards to Line 3b. of the Summary of Nonfederal Financial Support	\$		\$0
7. IN-KIND CONTRIBUTIONS INELIGIBLE AS NFFS	\$		\$0
a) Exchange transactions	\$		\$0
b) Federal or public broadcasting sources	\$		\$0
c) TV only—property and equipment that includes new facilities (land and structures), expansion of existing facilities and acquisition of new equipment	\$		\$0

	2018 data	Donor Code	2019 data
d) Other (specify)	\$		\$0
8. Total in-kind contributions - property and equipment (line 6 plus line 7), forwards to Schedule F, line 1d. Must agree with in-kind contributions recognized as revenue in the AFS.	\$		\$0

Comments

Comment	Name	Date	Status
Schedule E KPCC-FM (1303) Saint Paul, MN			

EXPENSES
(Operating and non-operating)

PROGRAM SERVICES		2018 data	2019 data
+	1. Programming and production	\$13,269,346	\$14,874,389
	A. Restricted Radio CSG	\$365,153	\$449,179
	B. Unrestricted Radio CSG	\$1,035,614	\$1,243,917
	C. Other CPB Funds	\$201,484	\$313,817
	D. All non-CPB Funds	\$11,667,095	\$12,867,476
+	2. Broadcasting and engineering	\$5,192,437	\$4,948,758
	A. Restricted Radio CSG	\$0	\$0
	B. Unrestricted Radio CSG	\$0	\$0
	C. Other CPB Funds	\$1,240	\$0
	D. All non-CPB Funds	\$5,191,197	\$4,948,758
+	3. Program information and promotion	\$1,183,186	\$1,249,533
	A. Restricted Radio CSG	\$0	\$0
	B. Unrestricted Radio CSG	\$0	\$0
	C. Other CPB Funds	\$0	\$0
	D. All non-CPB Funds	\$1,183,186	\$1,249,533
SUPPORT SERVICES		2018 data	2019 data



PROGRAM SERVICES		2018 data	2019 data
+	4. Management and general	\$4,187,128	\$3,255,158
	A. Restricted Radio CSG	\$0	\$0
	B. Unrestricted Radio CSG	\$0	\$0
	C. Other CPB Funds	\$0	\$0
	D. All non-CPB Funds	\$4,187,128	\$3,255,158
+	5. Fund raising and membership development	\$5,045,451	\$5,114,643
	A. Restricted Radio CSG	\$0	\$0
	B. Unrestricted Radio CSG	\$0	\$0
	C. Other CPB Funds	\$0	\$0
	D. All non-CPB Funds	\$5,045,451	\$5,114,643
+	6. Underwriting and grant solicitation	\$2,869,218	\$3,135,289
	A. Restricted Radio CSG	\$0	\$0
	B. Unrestricted Radio CSG	\$0	\$0
	C. Other CPB Funds	\$0	\$0
	D. All non-CPB Funds	\$2,869,218	\$3,135,289
+	7. Depreciation and amortization (if not allocated to functional categories in lines 1 through 6)	\$0	\$0
	A. Restricted Radio CSG	\$0	\$0
	B. Unrestricted Radio CSG	\$0	\$0
	C. Other CPB Funds	\$0	\$0
	D. All non-CPB Funds	\$0	\$0
+	8. Total Expenses (sum of lines 1 to 7) must agree with audited financial statements	\$31,746,766	\$32,577,770
	A. Total Restricted Radio CSG (sum of Lines 1.A, 2.A, 3.A, 4.A, 5.A, 6.A, 7.A)	\$365,153	\$449,179
	B. Total Unrestricted Radio CSG (sum of Lines 1.B, 2.B, 3.B, 4.B, 5.B, 6.B, 7.B)	\$1,035,614	\$1,243,917
	C. Total Other CPB Funds (sum of Lines 1.C, 2.C, 3.C, 4.C, 5.C, 6.C, 7.C)	\$202,724	\$313,817



PROGRAM SERVICES

2018 data

2019 data

D. Total All non-CPB Funds (sum of Lines 1.D, 2.D, 3.D, 4.D, 5.D, 6.D, 7.D) \$30,143,275 \$30,570,857

INVESTMENT IN CAPITAL ASSETS

Cost of capital assets purchased or donated

2018 data

2019 data

9. Total capital assets purchased or donated \$2,223,444 \$288,997
 9a. Land and buildings \$2,223,444 \$288,997
 9b. Equipment \$0 \$0
 9c. All other \$0 \$0
10. Total expenses and investment in capital assets (Sum of lines 8 and 9) \$33,970,210 \$32,866,767

Additional Information

(Lines 11 + 12 must equal line 8 and Lines 13 + 14 must equal line 9)

2018 data

2019 data

11. Total expenses (direct only) \$30,050,766 \$30,912,770
 12. Total expenses (indirect and in-kind) \$1,696,000 \$1,665,000
 13. Investment in capital assets (direct only) \$2,223,444 \$288,997
 14. Investment in capital assets (indirect and in-kind) \$0 \$0

Comments

Comment Name Date Status

Schedule F
 KPCC-FM (1303)
 Saint Paul, MN

2019 data

1. Data from AFR

a. Schedule A, Line 22 \$30,500,975
 b. Schedule B, Line 5 \$0
 c. Schedule C, Line 6 \$1,841,040
 d. Schedule D, Line 8 \$0
 e. Total from AFR \$32,342,015

Choose Reporting Model

You **must** choose one of the three reporting models in order to complete Schedule F. After making your selection, click the "Choose" button below, which will display your reporting model. When changing to a different reporting model all data entered in the current reporting model will be lost.

- FASB GASB Model A proprietary enterprise-fund financial statements with business-type activities only GASB Model B public broadcasting entity-wide statements with mixed governmental and business-type activities

2019 data

2. FASB

a. Total support and revenue - unrestricted	\$32,040,000	
b. Total support and revenue - temporarily restricted	\$302,000	
c. Total support and revenue - permanently restricted	\$0	
d. Total from AFS, lines 2a-2c	\$32,342,000	

Reconciliation

2019 data

3. Difference (line 1 minus line 2)	\$15	
4. If the amount on line 3 is not equal to \$0, click the "Add" button and list the reconciling items.	\$15	

Description

Amount

Rounding - AFS reporting in thousands of dollars	\$15
--	------

Comments

Comment	Name	Date	Status
---------	------	------	--------